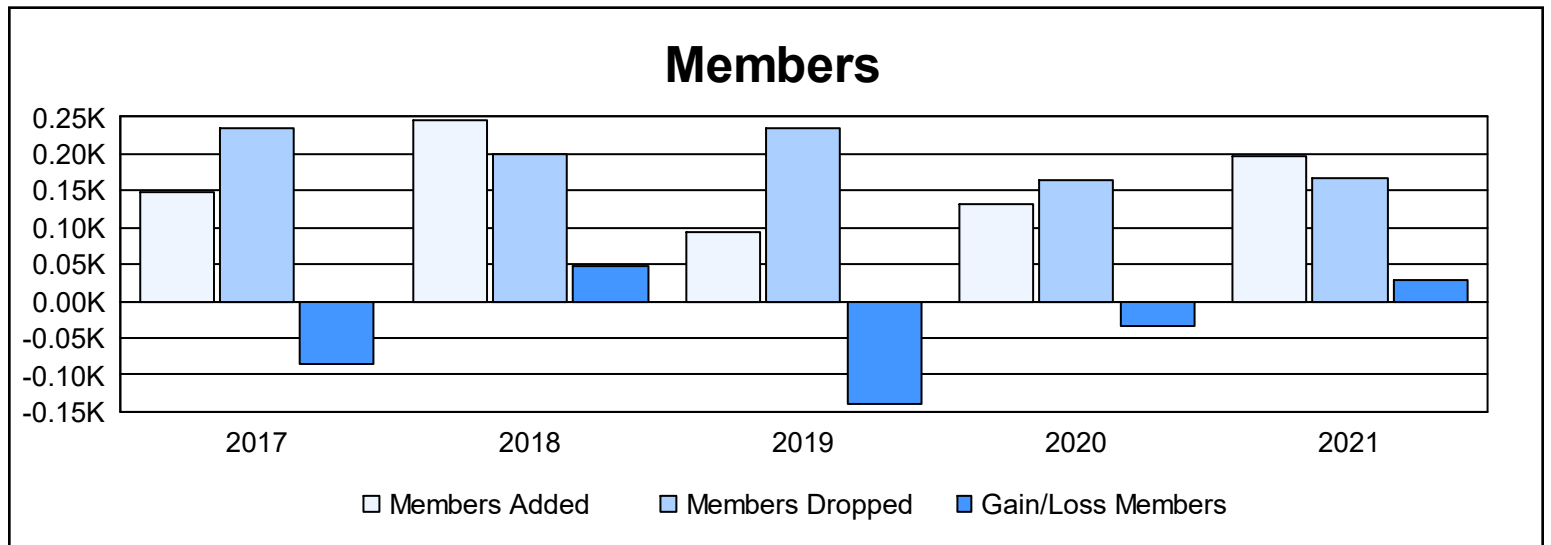
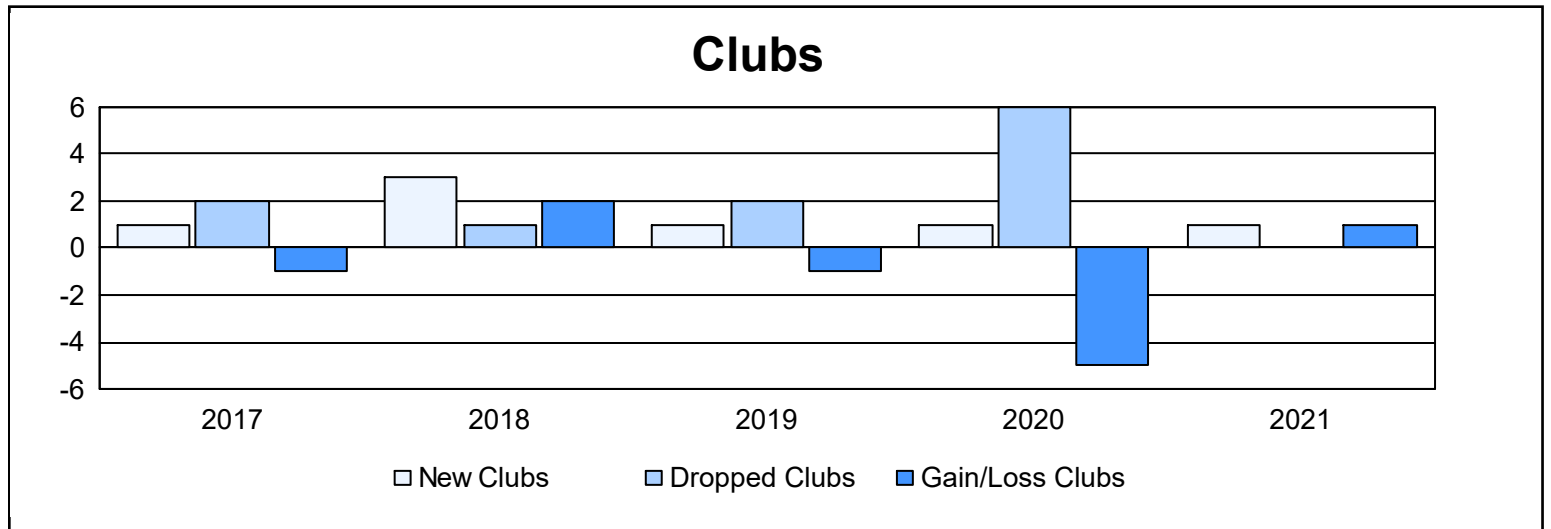
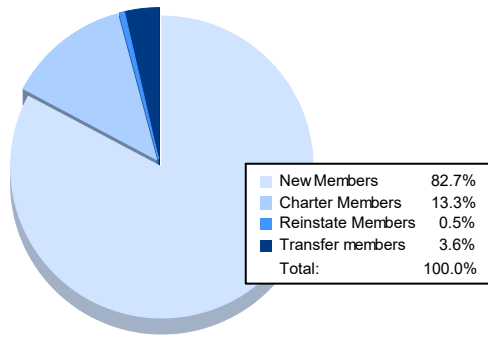


| Year | New Clubs | Dropped Clubs | Gain/ Loss Clubs | New Members | Charter Members | Reinstate Members | Transfer Members | Total Member Added | Total Members Dropped | Gain/ Loss Members |
|----------------|-----------|---------------|------------------|-------------|-----------------|-------------------|------------------|--------------------|-----------------------|--------------------|
| 2016-2017 | 1 | 2 | -1 | 114 | 23 | 5 | 7 | 149 | 235 | -86 |
| 2017-2018 | 3 | 1 | 2 | 159 | 76 | 5 | 6 | 246 | 199 | 47 |
| 2018-2019 | 1 | 2 | -1 | 57 | 21 | 3 | 14 | 95 | 234 | -139 |
| 2019-2020 | 1 | 6 | -5 | 95 | 25 | 9 | 3 | 132 | 165 | -33 |
| 2020-2021 | 1 | 0 | 1 | 162 | 26 | 1 | 7 | 196 | 166 | 30 |
| Average | 1 | 2 | -1 | 117 | 34 | 5 | 7 | 164 | 200 | -36 |



Membership Composition June 2021 Cumulative



Gender Composition June 2021 Cumulative

